


Standard Key Override Escutcheon
for use on **FIRE RATED DOORS**




Key Override Escutcheon with
Light Indicator for use on
NON-FIRE RATED DOORS



LOCKMASTERS
INCORPORATED

2101 John C. Watts Dr.
Nicholasville, Ky 40356
800-654-0637 • 859-885-6041
www.lockmasters.com • www.LKM10K.com


**Operating Instructions for the
LKM10K Type VII Lock Series**
Shown with Key Override installed



Entry with Lock Down Disengaged
Operate Access Control as needed



Vertical "Disengaged"
UNLOCKED Position
ENTRY ALLOWED



Entry with Lock Down Disengaged
Turn LKM10K Lever Handle and open
the door

ENTRY - UNLOCKED POSITION

When Interior Base Plate "Lock Down" is in the Disengaged or Unlocked (Green) Position, simply turn the lever up or down on the Exterior Trim and enter.

Operating Instructions for the LKM10K Type VII Lock Series

with Key Override installed

LOCK ONE
by Lockmasters, Inc.

LKM10K

High Security Life Safety Exit Device



Horizontal "Engaged"
LOCKED Position
ENTRY NOT ALLOWED

ENTRY - LOCKED POSITION

When the Interior Base Plate "Lock Down" is in Engaged or Locked (Red) Position, entry is prevented when your credentials or you enter your pin into the access control system. Key Override WILL NOT override the Locked Position.



ENTRY with Key Override and Lock Down is UNLOCKED

In the event of a power outage the door may be opened IF the LKM10K Lock Down is in the Vertical "Unlocked" Position. To use the Key Override, insert the key into the Key Override cylinder and turn it in either direction. With the key turned the external lever handle can be turned up or down to open the door. The key can be removed once the door is open and will relock once the door closes and latches. Essentially the Key Override can act as a manual access control.



ENTRY with Key Override and Lock Down LOCKED

The Key Override function DOES NOT work when the Lock Down is in the Horizontal "Locked" Position, so entry is not permitted. Egress is always available.



Horizontal "Engaged"
Position - LOCKED



Vertical "Disengaged"
Position - UNLOCKED

EXIT

Single motion egress is always possible with a push or a pull of the LKM10K handle. A luminescent push or pull sticker tells what motion is needed to open the door.

No matter what condition the access control system or Lock Down is in (Engaged or Disengaged), exiting the area is never impeded.